

Committee Minutes; Bayshore Gardens Park District Security Upgrade Proposal

Date: Tuesday, 24 Jul 2018

Place: Rec Center

Attendance: Steve Watkins, Barbara Susdorf, Joyce Fisher, Jim Couey, Don Gassie, Lenny Lions.

Introduction: The purpose of this meeting is to bring forward to the Board a recommendation of one of three contractor proposals to install a Fob Access System to the pool gate, to the marina vehicle north and south gates and to the center pier pedestrian gate. Steve Watkins (committee chair) and Jim Frost (resident) conducted the on-site visits.

Absent: Dan Rawlinson (working) and Jim Frost (hospitalized).

Discussion: Steve gave a 26 slide Power Point presentation outlining the scope of work to be accomplished and conducting on-site visits, orchestrated by Jim Frost, at 2 of the 3 locations where the security systems are currently in use. Screen shots of what was determined the most user friendly software display interface were explained to the committee members.

Equipment locations for the Fob receivers, magnetic locks and the access control electronics / functionality were explained. An additional camera accessory was discussed.

Finally the cost considerations were discussed. Additional equipment to be purchased must include an UPS (Uninterruptible Power Supply) to maintain continuous power to the electronics controlling the system.

Conclusion: After the presentation, members were asked to decide on the contractor that they felt would provide the most user-friendly system based on the 3 proposals presented. The attendees in a vote of 5 to 1 choose Tempus Pro Services to perform the work. The committee chair will carry this recommendation to the next noticed Board meeting for final approval.

NOTE: This document and a copy of the 26 slide Power Point presentation will be on file in the District office for further review.

Steve Watkins
Committee Chair/Trustee

Bayshore Gardens Park District Security Upgrade Proposal



Tuesday, 24 Jul 2018

7 pm

Bayshore Gardens Board of Trustees House & Grounds

PURPOSE OF THIS COMMITTEE MEETING:

1. To provide a recommendation to the Board of Trustees on selecting one of 3 Proposed Bids to install a Fob Security Access System.
2. Review photos of a currently operational system, screen shots + interface hardware and electronic components cabinets locations
3. Discuss on site visits and findings of 2 of the current operational systems by H&G Chairman Steve Watkins and resident Jim Frost

SCOPE OF WORK:

Install Fob receiver devices @ the following locations:

1. The North & South Marina Vehicle Access Gates
2. To the Pedestrian Access Gate leading to the Center Pier
3. On the ADA Compliant Pool Access Gate (to be installed)

Install Operational Web-Based “User Friendly” Software in the District office that allows Pre-programmed access from the office ONLY.

On-site inspections and software demo’s by current employees were necessary to insure the user friendly operational aspect of the controlling program

ON-SITE VISITS:

Coordinated by Jim Frost with 2 of the 3 bid contractors.

Location #1 Tri-Par Estates in Sarasota

*Installed by **Tempus Pro Services** located next to SRQ*

David Clark – Commercial Security Systems Manager

Length of Operation of Installation – 10 years

Location #2 Perico Apartment Complex in N. West Bradenton on Manatee Ave.


*Installed by **RSS (Rapid Security Solutions)** Northgate Blvd, Sara.*

Jens Buff – Security Consultant


Length of Operation of Installation – Newly installed; No Track Record

Note - The third contractor Foremost could not be reached.

Tri-Par Estates Park & Rec Administrative Office Building




Individual Entry Screen





Search



First Name

Middle Name

Last Name

Details User Account

Person ID:

Title:

Department:

Division:

Location:







192.168.1.200
 192.168.1.200 Amazon.com - Online Sh...
 PriceLine.com TripAdvisor

CrucialPortal

Persons: 1566 total

2 Errors

- Home
- Events
- Reporting
- Access Management
- Persons
 - 01 Master, Maintenance
1 Credentials
 - 01, Maintenance
1 Credentials
 - 02, Visitor
0 Credentials
 - 03, Visitor
1 Credentials
- Access Levels
- Schedules
- Holidays
- Reseller Groups
- Assets
- Floor Groups
- Reports
- System Administration

<p>Access Granted - No Entry</p> <p>12:07:16 PM</p> <p>Door Temp: 41.2 deg (10256)</p> <p>Max Temp: 45.0 deg</p>	 <p>04, Visitor</p> <p><u>1 Credentials</u></p>
<p>Access Granted - Pending Entry</p> <p>12:07:11 PM</p> <p>Door Temp: 41.2 deg (10256)</p> <p>Max Temp: 45.0 deg</p>	 <p>05, Visitor</p> <p><u>1 Credentials</u></p>
<p>Door Momentarily Unlocked</p> <p>12:06:59 PM</p> <p>Max Temp: 45.0 deg</p>	 <p>06, Visitor</p> <p><u>1 Credentials</u></p>
<p>Access Granted - Pending Entry</p> <p>12:06:51 PM</p> <p>Door Temp: 41.2 deg (10256)</p> <p>Max Temp: 45.0 deg</p>	 <p>07, Visitor</p> <p><u>1 Credentials</u></p>
<p>Door Momentarily Unlocked</p> <p>12:06:50 PM</p> <p>Max Temp: 45.0 deg</p>	 <p>08, Visitor</p> <p><u>1 Credentials</u></p>
<p>Warning: 7/20/10 12:06:50 PM</p>	 <p>There are unsaved changes. You must accept or cancel these changes before</p>

Schedules Screen

The screenshot displays a software interface for scheduling church meetings. The interface is divided into several sections:

- Left Panel (Activities):** A list of activities with checkboxes and time slots:
 - 6AM - 10PM
 - 7AM - 10PM
 - 7AM - 9PM
 - 9AM - 10PM
 - Bingo
 - Church-Meetings (highlighted in blue)
 - Coffee
 - Dinners
 - Everyday 24/7
 - Rec Hall
 - Weekdays 8AM - 5PM
- Central Panel (Calendar):** A calendar grid showing the days of the week (Sun to Sat) and time slots. A blue bar highlights the 'Church-Meetings' activity across the calendar.
- Right Panel (Detailed View):** A detailed view of the 'Church-Meetings' activity, showing a grid of days and times with checkboxes and time ranges:
 - 9 : 30 AM to 12 : 30 PM
 - 8 : 30 AM to 11 : 00 AM
 - 11 : 00 AM to 3 : 00 PM
 - 8 : 00 AM to 11 : 00 AM

6AM - 10PM

7AM - 10PM

7AM - 9PM

9AM - 10PM

Bingo

Church-Meetings


Coffee

Dinners

Everyday 24/7

Rec Hall

Weekdays 8AM - 5PM



Schedule Name:

Church-Meetings

Holiday Calendar

<input checked="" type="checkbox"/> Sun	<input type="checkbox"/> Mon	<input type="checkbox"/> Tue	<input type="checkbox"/> Wed	<input type="checkbox"/> Thu	<input type="checkbox"/> Fri	<input type="checkbox"/> Sat
<input type="checkbox"/> Sun	<input type="checkbox"/> Mon	<input type="checkbox"/> Tue	<input type="checkbox"/> Wed	<input type="checkbox"/> Thu	<input type="checkbox"/> Fri	<input checked="" type="checkbox"/> Sat
<input type="checkbox"/> Sun	<input type="checkbox"/> Mon	<input type="checkbox"/> Tue	<input checked="" type="checkbox"/> Wed	<input type="checkbox"/> Thu	<input type="checkbox"/> Fri	<input type="checkbox"/> Sat
<input type="checkbox"/> Sun	<input type="checkbox"/> Mon	<input type="checkbox"/> Tue	<input type="checkbox"/> Wed	<input type="checkbox"/> Thu	<input type="checkbox"/> Fri	<input type="checkbox"/> Sat
<input type="checkbox"/> Sun	<input type="checkbox"/> Mon	<input type="checkbox"/> Tue	<input type="checkbox"/> Wed	<input type="checkbox"/> Thu	<input type="checkbox"/> Fri	<input type="checkbox"/> Sat
<input type="checkbox"/> Sun	<input type="checkbox"/> Mon	<input type="checkbox"/> Tue	<input type="checkbox"/> Wed	<input type="checkbox"/> Thu	<input type="checkbox"/> Fri	<input type="checkbox"/> Sat
<input type="checkbox"/> Sun	<input type="checkbox"/> Mon	<input type="checkbox"/> Tue	<input type="checkbox"/> Wed	<input type="checkbox"/> Thu	<input type="checkbox"/> Fri	<input type="checkbox"/> Sat
<input type="checkbox"/> Sun	<input type="checkbox"/> Mon	<input type="checkbox"/> Tue	<input type="checkbox"/> Wed	<input type="checkbox"/> Thu	<input type="checkbox"/> Fri	<input type="checkbox"/> Sat

9 : 30 AM to 12 : 30 PM

8 : 30 AM to 11 : 00 AM

11 : 00 AM to 3 : 00 PM

8 : 00 AM to 11 : 00 AM

Access Levels

The screenshot displays a web application interface for managing access levels. The interface is divided into several sections:

- Header:** Shows the current page title "Access Levels" and a status indicator "3 Errors".
- Navigation:** A sidebar on the left contains menu items: Home, Events, Reporting, Access Management, Residents, Schedules, Holidays, Reader Groups, Areas, Floor Groups, Reports, and System Administration.
- Access Levels List:** A central list of access levels:
 - All Doors 24/7
 - Gym Only
 - Pool Only
 - Resident
 - Resident W/ pool
 - Resident W/ Pool & Gym
- Resident W/ pool Detail View:** A detailed view for the "Resident W/ pool" access level is shown on the right. It includes:
 - Access Level Name:** Resident W/ pool
 - Select all:** A checkbox to select all readers.
 - Reader Groups:** A dropdown menu currently set to "7AM - 10PM".
 - Readers:** A list of readers with checkboxes and time slot dropdowns:

Reader	Time Slot
Clubhouse Main Reader	7AM - 10PM
East Clubhouse Reader	7AM - 10PM
Gym Reader	6AM - 10PM
Laundry Reader	7AM - 9PM
Main Pool Reader	9AM - 10PM
Maintenance Reader	
Office Main Reader	
Office Rear Reader	
Pool Rear Reader	
Reader 54494-2-1	9AM - 10PM
Rec Bldg Main Reader	7AM - 10PM
Shuffle Board Reader	9AM - 10PM
- Footer:** A footer section at the bottom right contains "Latest Events" and "Access Granted - No Entry" status information.

- Home
- Events
- Monitoring
- Access Management
- Persons
- Access Levels**
- Schedules
- Holidays
- Reader Groups
- Areas
- Floor Groups
- Reports
- System Administration

Access Levels: 6 total

All Doors 24/7

Gym Only

Pool Only

Resident

Resident w/ pool

Resident w/ Pool & Gym

All Add Copy Generate



Access Level Name:

Resident W/ pool

Readers Reader Groups Floors Class Groups Levels

Select all

<input checked="" type="checkbox"/>	Clubhouse Main Reader	7AM - 10PM
<input checked="" type="checkbox"/>	East Clubhouse Reader	7AM - 10PM
<input checked="" type="checkbox"/>	Gym Reader	6AM - 10PM
<input checked="" type="checkbox"/>	Laundry Reader	7AM - 9PM
<input checked="" type="checkbox"/>	Main Pool Reader	9AM - 10PM
<input type="checkbox"/>	Maintenance Reader	
<input type="checkbox"/>	Office Main Reader	
<input type="checkbox"/>	Office Rear Reader	
<input checked="" type="checkbox"/>	Pool Rear Reader	9AM - 10PM
<input type="checkbox"/>	Reader 54494-2-1	
<input checked="" type="checkbox"/>	Rec Bldg Main Reader	7AM - 10PM
<input checked="" type="checkbox"/>	Shuffle Board Reader	9AM - 10PM

Access Granted - No Entry

04/02/20 PM

500_jm1 (2277)

Office Main Reader

Access Granted - Pending

10Y

04/02/20 PM

500_jm1 (2277)

Office Main Reader

Copy

Refresh



Access Level Name:

Resident W/ pool

Readers | Floors | Floor Group Levels

Select all

Reader	Floor Group Levels
<input checked="" type="checkbox"/> Clubhouse Main Reader	7AM - 10PM
<input checked="" type="checkbox"/> East Clubhouse Reader	7AM - 10PM
<input checked="" type="checkbox"/> Gym Reader	6AM - 10PM
<input checked="" type="checkbox"/> Laundry Reader	7AM - 9PM
<input checked="" type="checkbox"/> Main Pool Reader	9AM - 10PM
<input type="checkbox"/> Maintenance Reader	
<input type="checkbox"/> Office Main Reader	
<input type="checkbox"/> Office Rear Reader	
<input checked="" type="checkbox"/> Pool Rear Reader	9AM - 10PM
<input type="checkbox"/> Reader 54494-2-1	
<input checked="" type="checkbox"/> Rec Bldg Main Reader	7AM - 10PM
<input checked="" type="checkbox"/> Shuffle Board Reader	9AM - 10PM


Fob Size Comparison




Pool Gate



**EMERGENCY
EXIT BUTTON
EMERGENCIES ONLY**




Main Controller PCB Module



Access Control PCB Modules

Each module controls up to 2 doors



Rapid Security Solutions Install



MAIN DRAWBACKS WITH RSS;

Data Entry Screen –

Not user friendly; large icons run horizontally from left to right @ top of display. Functions must be memorized.

One quarter to one fifth of display (left side from top to bottom of screen) is manufacturer logo. Remains in place regardless of what screen is displayed.

Data Entry is not logical and challenging compared to the Tempus data entry screen.

Additionally -

Contact did not provide requested online location sample of data entry screen when asked twice.

TEMPUS PRO SERVICES SYSTEM;

Optional Camera; Photo of client displays when record is accessed.

Office staff can “remotely” open a door

Cloud Based Storage by Tempus (no cost)

Customer Support 24/7

Office Staff @ Tri-Par are confident working with the system data entry interface.

A “stand alone” CPU keyboard and monitor allows access without interfering with staff work stations

ALL PCB Electronics MUST be protected with UPS

ESTIMATED COST CONSIDERATIONS;

Foremost Fence \$16,550.51

Tempus Pro Services \$13,382.51

Includes 1 year Labor Warranty

Product Warranties are supported by the Equipment Mfgr

Rapid Security Solutions \$10,575.00

* Listed costs do not include purchase & install of UPS system

**AT THIS TIME THE COMMITTEE
WILL DECIDE ON THE BEST
COMPANY TO INSTALL THE
FOB SECURITY SYSTEM.**

**THE RECOMMENDATION WILL BE
PASSED ON AT THE NEXT
BOARD / COMMITTEE MEETING**